



SMK Internal Race Series 2018-19

RACE 7 - Slalom

Fastest Time

(Fastest Run Taken From Runs 1 & 2 Only)



COMPETITION JURY

REFEREE Metheringham Stephen (GBR)

WEATHER

CONDITIONS SNOW Artificial Indoor Snow
AIR TEMPERATURE -4.0 °C

1st RUN

COURSESETTER FORERUNNERS Grenner Glen (GBR)

2nd RUN

Greener Glen (GBR)

COURSE Snozone, Milton Keynes

START 37 m

DROP 37 m

LENGTH 158 m

HOMOLOGATION 0012/06/18

GATES

STARTING TIME 19:24

Snozone, Milton Keynes

START 37 m

DROP 37 m

LENGTH 158 m

HOMOLOGATION 0012/06/18

STARTING TIME 19:38

F = 0

Number of competitors: 47, Number of NSA: 1

Rank	Bib	Last Name	First Name	Year	Category	Club	Nation	Run 1	Run 2	Time	Gap	Run 3	Run 4	Run 5
------	-----	-----------	------------	------	----------	------	--------	-------	-------	------	-----	-------	-------	-------

Stubbies Race - Girls U12 and Below

1	3	Magnani	Emily	2009	U10	SMK		15.98	* 15.57	15.57		15.54	15.30	15.33
2	16	Tutt	Holly	2007	U12	SMK		* 15.79	DSQ	15.79	0.22	15.48	15.23	15.15
3	9	Murray	Catherine	2008	U12	SMK		16.83	* 16.63	16.63	1.06	16.72	17.38	17.36
4	11	Robertshaw	Jasmine	2007	U12	SMK		19.80	* 19.48	19.48	3.91	19.56	18.90	18.72
5	14	Murray	Abigail	2011	U8	SMK		* 23.70	24.46	23.70	8.13	24.92	24.95	25.37
6	1	Adams	Bethany	2011	U8	SMK		24.97	* 24.74	24.74	9.17	23.98	23.72	24.19
7	13	Adams	Charlotte	2014	U8	SMK		35.19	* 33.66	33.66	18.09	32.24	30.54	29.90

Stubbies Race - Boys U12 and Below

1	6	Messinger	Grant	2008	U12	SMK		16.23	* 15.28	15.28		15.33	15.14	15.37
2	12	Orzel	Adam	2008	U12	SMK		15.89	* 15.73	15.73	0.45	DNF	15.56	16.25
3	10	Adkins	Harrison	2009	U10	SMK		* 16.69	24.31	16.69	1.41	17.16	17.56	17.38
4	7	Harrison	Alexander	2007	U12	SMK		18.10	* 17.86	17.86	2.58	DSQ	DSQ	17.65
4	5	Tibbatts	William	2008	U12	SMK		* 17.86	18.76	17.86	2.58	DNS	17.86	18.76
6	15	Chute	Cameron	2008	U12	SMK		20.72	* 20.62	20.62	5.34	DSQ	20.41	21.06
6	8	Barnes	Jake	2010	U10	SMK		* 20.62	DSQ	20.62	5.34	DSQ	21.87	21.89
8	4	Alvarez-Custodio	Gabriel	2010	U10	SMK		20.83	* 20.73	20.73	5.45	20.53	20.82	20.95
9	17	Adkins	Jenson	2012	U8	SMK		DSQ	* 21.41	21.41	6.13	22.73	22.43	22.53
10	2	Gibson	Alexander	2010	U10	SMK		* 21.89	30.64	21.89	6.61	22.41	DNS	DNS
11	18	Chute	James	2013	U8	SMK		* 52.61	DSQ	52.61	37.33	28.95	29.12	27.93

Gates Race - Females U14 and Above

1	70	Watson	Katherine	2002	U18/U21/Adult	SMK		15.61	* 15.10	15.10		14.71	14.87	DNF
2	64	Orzel	Emilia	2006	U14	SMK		15.85	* 15.45	15.45	0.35	15.24	15.73	15.27
3	80	Trust	Emma	2004	U16	SMK		15.73	* 15.59	15.59	0.49	30.15	15.66	DNS
4	66	Burton	Evie	2005	U14	SMK		16.59	* 16.32	16.32	1.22	16.34	17.02	16.13

SMK Internal Race Series 2018-19
RACE 7 - Slalom
Fastest Time
(Fastest Run Taken From Runs 1 & 2 Only)

Rank	Bib	Last Name	First Name	Year	Category	Club	Nation	Run 1	Run 2	Time	Gap	Run 3	Run 4	Run 5
5	74	Arlott	Holly	2005	U14	SMK		* 16.50	16.57	16.50	1.40	16.95	17.00	16.71
6	87	Harrison	Ruby	2000	U18/U21/Adult	SMK		17.09	* 16.99	16.99	1.89	16.37	16.34	16.19
7	79	Okell	Georgie	1986	U18/U21/Adult	SMK		19.30	* 18.69	18.69	3.59	18.26	18.25	18.23
8	77	Jones	Ellie	2001	U18/U21/Adult	SMK		23.85	* 22.44	22.44	7.34	DNF	DNS	DNS

Gates Race - Males U14 and Above

1	89	Metheringham	Zachary	2004	U16	SMK		* 13.97	DSQ	13.97		13.92	DSQ	15.24
2	83	Duff	Matthew	2003	U16	SMK		14.54	* 14.30	14.30	0.33	14.55	14.55	DSQ
3	65	Rolfe	Joshua	2002	U18/U21/Adult	SMK		15.33	* 14.68	14.68	0.71	14.45	15.11	14.65
4	82	Hudson	Angus	2001	U18/U21/Adult	SMK		* 14.72	14.76	14.72	0.75	26.65	15.10	15.37
5	72	Champion	Benjamin	2005	U14	SMK		15.28	* 14.97	14.97	1.00	15.25	15.58	15.37
6	71	Wright	Aaron	2002	U18/U21/Adult	SMK		15.59	* 15.25	15.25	1.28	14.87	15.40	DSQ
7	86	Fuller	Joshua	2003	U16	SMK		DSQ	* 15.26	15.26	1.29	14.89	DSQ	DSQ
8	85	Slade	Matthew	2001	U18/U21/Adult	SMK		* 15.29	15.31	15.29	1.32	15.31	15.12	15.23
9	88	Dunn	Sam	2006	U14	SMK		DSQ	* 15.34	15.34	1.37	15.55	DSQ	15.59
10	76	Garley	Sam	2004	U16	SMK		16.94	* 15.63	15.63	1.66	16.58	15.92	16.63
11	67	Towers	Nicholas	1988	U18/U21/Adult	SMK		DSQ	* 15.74	15.74	1.77	15.64	15.56	23.06
12	84	Walton	Jack	2001	U18/U21/Adult	SMK		17.30	* 16.79	16.79	2.82	DNF	DSQ	17.20
13	68	Whitnell-Monk	Indio	2006	U14	SMK		19.16	* 16.84	16.84	2.87	16.98	17.89	17.08
14	63	Bates	Simon	1974	U18/U21/Adult	SMK		DSQ	* 16.89	16.89	2.92	DNS	DSQ	16.89
15	78	Lovell	Marcus	2001	U18/U21/Adult	SMK		17.40	* 16.90	16.90	2.93	16.59	16.26	DSQ
15	62	Kerr	Kieran	2004	U16	SMK		17.82	* 16.90	16.90	2.93	16.22	17.20	16.26
17	81	Broughton	Noah	2006	U14	SMK		* 17.47	DSQ	17.47	3.50	28.08	DNF	19.07
18	73	Robertshaw	Gavin	1975	U18/U21/Adult	SMK		17.62	* 17.50	17.50	3.53	16.90	16.95	17.32
19	75	Wright	Alfie	2004	U16	SMK		* 19.09	DNF	19.09	5.12	18.37	18.97	18.79
20	69	Podkowinski	Krzysztof	1963	U18/U21/Adult	SMK		19.90	* 19.28	19.28	5.31	18.59	18.52	18.64

Not classified

Did Not Start - Run 1 (1)

61	McCulloch	James	2005	U14	SMK		DNS	DNS				DNS	DNS	DNS
----	-----------	-------	------	-----	-----	--	-----	-----	--	--	--	-----	-----	-----

Disqualified - Run 1 (5)

17	Adkins	Jenson	2012	U8	SMK		DSQ	* 21.41				22.73	22.43	22.53
63	Bates	Simon	1974	U18/U21/Adult	SMK		DSQ	* 16.89				DNS	DSQ	16.89
67	Towers	Nicholas	1988	U18/U21/Adult	SMK		DSQ	* 15.74				15.64	15.56	23.06
86	Fuller	Joshua	2003	U16	SMK		DSQ	* 15.26				14.89	DSQ	DSQ
88	Dunn	Sam	2006	U14	SMK		DSQ	* 15.34				15.55	DSQ	15.59

Did Not Start - Run 2 (1)

61	McCulloch	James	2005	U14	SMK		DNS	DNS				DNS	DNS	DNS
----	-----------	-------	------	-----	-----	--	-----	-----	--	--	--	-----	-----	-----





Did Not Finish - Run 2 (1)

75	Wright	Alfie	2004	U16	SMK		* 19.09	DNF				18.37	18.97	18.79
----	--------	-------	------	-----	-----	--	---------	-----	--	--	--	-------	-------	-------

Disqualified - Run 2 (5)

8	Barnes	Jake	2010	U10	SMK		* 20.62	DSQ				DSQ	21.87	21.89
---	--------	------	------	-----	-----	--	---------	-----	--	--	--	-----	-------	-------

SMK Internal Race Series 2018-19
RACE 7 - Slalom
Fastest Time
(Fastest Run Taken From Runs 1 & 2 Only)

Rank	Bib	Last Name	First Name	Year	Category	Club	Nation	Run 1	Run 2	Time	Gap	Run 3	Run 4	Run 5
16	Tutt	Holly	2007	U12	SMK		* 15.79	DSQ				15.48	15.23	15.15
18	Chute	James	2013	U8	SMK		* 52.61	DSQ				28.95	29.12	27.93
81	Broughton	Noah	2006	U14	SMK		* 17.47	DSQ				28.08	DNF	19.07
89	Metheringham	Zachary	2004	U16	SMK		* 13.97	DSQ				13.92	DSQ	15.24

(DNS: Did Not Start, DNF: Did Not Finish, DSQ: Disqualified, NPS: Not Permitted to Start)

Fastest Times Positions Over The Internal Race Series Calculate The Girls & Boys Stubbies And Female and Male Gates Trophies

Times are taken from Run 1 of each seaprte course, except where only one course used and then based on Run 1 and Run 2 only.

RECAP	1st RUN	2nd RUN	
Records:			47
Did Not Start:	1	1	2
NOT PERMITTED TO START:	0	0	0
Did Not Finish:	0	1	1
Disqualified:	5	5	10
Did Not Qualify for 2nd RUN:		0	0
At Finish:			46