



SMK Internal Race Series 2018-19

RACE 7 - Slalom

Age Group Ranking

(Combined Run Taken From Runs 1 & 2 Only)



COMPETITION JURY

REFEREE Metheringham Stephen (GBR)

WEATHER

CONDITIONS SNOW Artificial Indoor Snow
AIR TEMPERATURE -4.0 °C

1st RUN

COURSESETTER FORERUNNERS Grenner Glen (GBR)

2nd RUN

Greener Glen (GBR)

COURSE Snozone, Milton Keynes

START 37 m

DROP 37 m

LENGTH 158 m

HOMOLOGATION 0012/06/18

GATES

STARTING TIME 19:24

Snozone, Milton Keynes

37 m

37 m

158 m

0012/06/18

19:38

F = 0

Number of competitors: 47, Number of NSA: 1

Rank	Bib	Last Name	First Name	Year	Category	Club	Nation	Run 1	Run 2	Time	Gap	Run 3	Run 4	Run 5
------	-----	-----------	------------	------	----------	------	--------	-------	-------	------	-----	-------	-------	-------

=== Girls - U8 ===

1	14	Murray	Abigail	2011	U8	SMK		23.70	24.46	48.16		24.92	24.95	25.37
2	1	Adams	Bethany	2011	U8	SMK		24.97	24.74	49.71	1.55	23.98	23.72	24.19
3	13	Adams	Charlotte	2014	U8	SMK		35.19	33.66	1:08.85	20.69	32.24	30.54	29.90

=== Girls - U10 ===

1	3	Magnani	Emily	2009	U10	SMK		15.98	15.57	31.55		15.54	15.30	15.33
---	---	---------	-------	------	-----	-----	--	-------	-------	--------------	--	-------	-------	-------

=== Girls - U12 ===

1	9	Murray	Catherine	2008	U12	SMK		16.83	16.63	33.46		16.72	17.38	17.36
2	11	Robertshaw	Jasmine	2007	U12	SMK		19.80	19.48	39.28	5.82	19.56	18.90	18.72

=== Boys - U10 ===

1	10	Adkins	Harrison	2009	U10	SMK		16.69	24.31	41.00		17.16	17.56	17.38
2	4	Alvarez-Custodio	Gabriel	2010	U10	SMK		20.83	20.73	41.56	0.56	20.53	20.82	20.95
3	2	Gibson	Alexander	2010	U10	SMK		21.89	30.64	52.53	11.53	22.41	DNS	DNS

=== Boys - U12 ===

1	6	Messinger	Grant	2008	U12	SMK		16.23	15.28	31.51		15.33	15.14	15.37
2	12	Orzel	Adam	2008	U12	SMK		15.89	15.73	31.62	0.11	DNF	15.56	16.25
3	7	Harrison	Alexander	2007	U12	SMK		18.10	17.86	35.96	4.45	DSQ	DSQ	17.65
4	5	Tibbatts	William	2008	U12	SMK		17.86	18.76	36.62	5.11	DNS	17.86	18.76
5	15	Chute	Cameron	2008	U12	SMK		20.72	20.62	41.34	9.83	DSQ	20.41	21.06

SMK Internal Race Series 2018-19
RACE 7 - Slalom
Age Group Ranking
(Combined Run Taken From Runs 1 & 2 Only)

Rank	Bib	Last Name	First Name	Year	Category	Club	Nation	Run 1	Run 2	Time	Gap	Run 3	Run 4	Run 5
------	-----	-----------	------------	------	----------	------	--------	-------	-------	------	-----	-------	-------	-------





=== Female - U14 ===

1	64	Orzel	Emilia	2006	U14	SMK		15.85	15.45	31.30		15.24	15.73	15.27
2	66	Burton	Evie	2005	U14	SMK		16.59	16.32	32.91	1.61	16.34	17.02	16.13
3	74	Arlott	Holly	2005	U14	SMK		16.50	16.57	33.07	1.77	16.95	17.00	16.71

=== Female - U16 ===

1	80	Trust	Emma	2004	U16	SMK		15.73	15.59	31.32		30.15	15.66	DNS
---	----	-------	------	------	-----	-----	---	-------	-------	--------------	--	-------	-------	-----

=== Female - U18/U21/Adult ===

1	70	Watson	Katherine	2002	U18/U21/Adult	SMK		15.61	15.10	30.71		14.71	14.87	DNF
2	87	Harrison	Ruby	2000	U18/U21/Adult	SMK		17.09	16.99	34.08	3.37	16.37	16.34	16.19
3	79	Okell	Georgie	1986	U18/U21/Adult	SMK		19.30	18.69	37.99	7.28	18.26	18.25	18.23
4	77	Jones	Ellie	2001	U18/U21/Adult	SMK		23.85	22.44	46.29	15.58	DNF	DNS	DNS









=== Male - U14 ===

1	72	Champion	Benjamin	2005	U14	SMK		15.28	14.97	30.25		15.25	15.58	15.37
2	68	Whitnell-Monk	Indio	2006	U14	SMK		19.16	16.84	36.00	5.75	16.98	17.89	17.08

=== Male - U16 ===

1	83	Duff	Matthew	2003	U16	SMK		14.54	14.30	28.84		14.55	14.55	DSQ
2	76	Garley	Sam	2004	U16	SMK		16.94	15.63	32.57	3.73	16.58	15.92	16.63
3	62	Kerr	Kieran	2004	U16	SMK		17.82	16.90	34.72	5.88	16.22	17.20	16.26

=== Male - U18/U21/Adult ===

1	82	Hudson	Angus	2001	U18/U21/Adult	SMK		14.72	14.76	29.48		26.65	15.10	15.37
2	65	Rolfe	Joshua	2002	U18/U21/Adult	SMK		15.33	14.68	30.01	0.53	14.45	15.11	14.65
3	85	Slade	Matthew	2001	U18/U21/Adult	SMK		15.29	15.31	30.60	1.12	15.31	15.12	15.23
4	71	Wright	Aaron	2002	U18/U21/Adult	SMK		15.59	15.25	30.84	1.36	14.87	15.40	DSQ
5	84	Walton	Jack	2001	U18/U21/Adult	SMK		17.30	16.79	34.09	4.61	DNF	DSQ	17.20
6	78	Lovell	Marcus	2001	U18/U21/Adult	SMK		17.40	16.90	34.30	4.82	16.59	16.26	DSQ
7	73	Robertshaw	Gavin	1975	U18/U21/Adult	SMK		17.62	17.50	35.12	5.64	16.90	16.95	17.32
8	69	Podkowiński	Krzysztof	1963	U18/U21/Adult	SMK		19.90	19.28	39.18	9.70	18.59	18.52	18.64

Not classified





Did Not Start - Run 1 (1)

61	McCulloch	James	2005	U14	SMK		DNS	DNS				DNS	DNS	DNS
----	-----------	-------	------	-----	-----	---	-----	-----	--	--	--	-----	-----	-----

Disqualified - Run 1 (5)

17	Adkins	Jenson	2012	U8	SMK		DSQ	21.41				22.73	22.43	22.53
----	--------	--------	------	----	-----	---	-----	-------	--	--	--	-------	-------	-------

SMK Internal Race Series 2018-19
RACE 7 - Slalom
Age Group Ranking
(Combined Run Taken From Runs 1 & 2 Only)

Rank	Bib	Last Name	First Name	Year	Category	Club	Nation	Run 1	Run 2	Time	Gap	Run 3	Run 4	Run 5
	63	Bates	Simon	1974	U18/U21/Adult	SMK		DSQ	16.89			DNS	DSQ	16.89
	67	Towers	Nicholas	1988	U18/U21/Adult	SMK		DSQ	15.74			15.64	15.56	23.06
	86	Fuller	Joshua	2003	U16	SMK		DSQ	15.26			14.89	DSQ	DSQ
	88	Dunn	Sam	2006	U14	SMK		DSQ	15.34			15.55	DSQ	15.59

Did Not Start - Run 2 (1)

	61	McCulloch	James	2005	U14	SMK		DNS	DNS			DNS	DNS	DNS
--	----	-----------	-------	------	-----	-----	---	-----	-----	--	--	-----	-----	-----

Did Not Finish - Run 2 (1)

	75	Wright	Alfie	2004	U16	SMK		19.09	DNF			18.37	18.97	18.79
--	----	--------	-------	------	-----	-----	---	-------	-----	--	--	-------	-------	-------

Disqualified - Run 2 (5)

	8	Barnes	Jake	2010	U10	SMK		20.62	DSQ			DSQ	21.87	21.89
	16	Tutt	Holly	2007	U12	SMK		15.79	DSQ			15.48	15.23	15.15
	18	Chute	James	2013	U8	SMK		52.61	DSQ			28.95	29.12	27.93
	81	Broughton	Noah	2006	U14	SMK		17.47	DSQ			28.08	DNF	19.07
	89	Metheringham	Zachary	2004	U16	SMK		13.97	DSQ			13.92	DSQ	15.24

(DNS: Did Not Start, DNF: Did Not Finish, DSQ: Disqualified, NPS: Not Permitted to Start)

Age Group Fastest Times Positions Over The Internal Race Series Calculate The Age Group Positions.

Times are taken from Run 1 of each seaprate course, except where only one course used and then based on Run 1 and Run 2 only.

RECAP	1st RUN	2nd RUN	
Records:			47
Did Not Start:	1	1	2
NOT PERMITTED TO START:	0	0	0
Did Not Finish:	0	1	1
Disqualified:	5	5	10
Did Not Qualify for 2nd RUN:		0	0
At Finish:			35