



SMK Internal Race Series 2018-19

RACE 6 - Slalom

Fastest Time

(Fastest Run Taken From Runs 1 & 2 Only)



COMPETITION JURY

REFEREE Metheringham Stephen (GBR)

WEATHER

CONDITIONS Indoor
SNOW Artificial Indoor Snow
AIR TEMPERATURE -4.0 °C

1st RUN

COURSESETTER Greener Glen (GBR)
FORERUNNERS

2nd RUN

Greener Glen (GBR)

COURSE Snozone, Milton Keynes

START 37 m

DROP 37 m

LENGTH 158 m

HOMOLOGATION 0012/06/18

GATES

STARTING TIME 07:57

Snozone, Milton Keynes

START 37 m

DROP 37 m

LENGTH 158 m

HOMOLOGATION 0012/06/18

STARTING TIME 08:17

F = 0

Number of competitors: 58, Number of NSA: 1

Rank	Bib	Last Name	First Name	Year	Category	Club	Nation	Run 1	Run 2	Time	Gap	Run 3	Run 4
------	-----	-----------	------------	------	----------	------	--------	-------	-------	------	-----	-------	-------

Stubbies Race - Girls U12 and Below

1	10	Magnani	Emily	2009	U10	SMK		16.10	* 15.83	15.83		15.73	16.09
2	34	Lewis	Ffion	2007	U12	SMK		16.40	* 16.23	16.23	0.40	16.36	16.75
3	23	Tutt	Holly	2007	U12	SMK		16.73	* 16.54	16.54	0.71	16.64	16.25
4	18	Murray	Catherine	2008	U12	SMK		* 16.85	17.02	16.85	1.02	17.68	17.88
5	21	Tu	Anya	2008	U12	SMK		19.41	* 18.90	18.90	3.07	19.83	19.46
6	22	Watt	Florence	2007	U12	SMK		27.42	* 22.71	22.71	6.88	22.31	22.63
7	30	Jones	Borte	2007	U12	SMK		* 23.47	28.16	23.47	7.64	24.52	24.07
8	11	Murray	Abigail	2011	U8	SMK		* 24.11	24.87	24.11	8.28	25.04	24.79
9	1	Adams	Bethany	2011	U8	SMK		25.77	* 25.20	25.20	9.37	24.77	24.38
10	15	Watt	Darcie	2011	U8	SMK		34.60	* 26.52	26.52	10.69	29.49	27.22
11	12	Tibbatts	Florence	2012	U8	SMK		28.83	* 26.61	26.61	10.78	26.09	25.08
12	9	Johnston	Raylene	2010	U10	SMK		27.95	* 27.14	27.14	11.31	27.66	25.87
13	31	Adams	Charlotte	2014	U8	SMK		DSQ	* 38.21	38.21	22.38	32.79	32.27

Stubbies Race - Boys U12 and Below








1	17	Messinger	Grant	2008	U12	SMK		* 15.95	16.08	15.95		15.82	16.15
2	19	Orzel	Adam	2008	U12	SMK		* 16.16	16.28	16.16	0.21	16.02	16.09
3	27	Faber	Ryan	2009	U10	SMK		DNF	* 16.75	16.75	0.80	16.93	16.82
4	2	Adkins	Harrison	2009	U10	SMK		17.51	* 17.18	17.18	1.23	16.90	18.23
5	20	Tibbatts	William	2008	U12	SMK		* 17.65	18.53	17.65	1.70	18.42	18.66
6	25	Chute	Cameron	2008	U12	SMK		* 20.53	20.90	20.53	4.58	20.66	20.97
7	24	Colwell	Ollie	2008	U12	SMK		* 20.63	21.11	20.63	4.68	20.90	21.45
8	4	Barnes	Jake	2010	U10	SMK		* 21.11	29.00	21.11	5.16	22.12	22.14
9	16	Cusack	Charlie	2008	U12	SMK		22.04	* 21.43	21.43	5.48	20.95	DNF
10	14	Tu	Seb	2010	U10	SMK		23.54	* 22.01	22.01	6.06	22.64	23.23
11	3	Adkins	Jenson	2012	U8	SMK		26.40	* 22.05	22.05	6.10	23.11	22.96
12	13	Tibbatts	Charlie	2010	U10	SMK		* 23.72	23.76	23.72	7.77	23.04	22.98
13	8	Johnson	Hayden	2010	U10	SMK		* 23.96	24.57	23.96	8.01	22.90	22.39
14	6	Gibson	Alexander	2010	U10	SMK		* 24.59	25.29	24.59	8.64	24.52	27.08
15	32	Poulter	Jake	2008	U12	SMK		* 25.87	29.34	25.87	9.92	27.71	32.17
16	5	Garley	Noah	2011	U8	SMK		27.36	* 26.68	26.68	10.73	30.36	26.05
17	33	Poulter	William	2010	U10	SMK		28.07	* 27.13	27.13	11.18	27.57	26.65















SMK Internal Race Series 2018-19
RACE 6 - Slalom
Fastest Time
(Fastest Run Taken From Runs 1 & 2 Only)

Rank	Bib	Last Name	First Name	Year	Category	Club	Nation	Run 1	Run 2	Time	Gap	Run 3	Run 4
18	26	Chute	James	2013	U8	SMK		33.99	* 30.08	30.08	14.13	26.58	27.11

Gates Race - Females U14 and Above








1	81	Orzel	Emilia	2006	U14	SMK		15.87	* 15.72	15.72		DSQ	16.51
2	73	Trust	Emma	2004	U16	SMK		15.91	* 15.88	15.88	0.16	16.10	16.18
3	63	Burton	Evie	2005	U14	SMK		* 16.71	17.29	16.71	0.99	16.85	17.93
4	67	Scorer	Audrey	2005	U14	SMK		17.06	* 16.93	16.93	1.21	17.55	17.36
5	61	Arlott	Holly	2005	U14	SMK		* 17.41	17.51	17.41	1.69	17.51	17.69
6	83	Wilde	Emily	2002	U18/U21/Adult	SMK		17.49	* 17.46	17.46	1.74	17.88	18.23
7	77	Kerbyson	Suzanne	1967	U18/U21/Adult	SMK		* 22.56	22.97	22.56	6.84	DNS	DNS

Gates Race - Males U14 and Above

1	72	Metheringham	Zachary	2004	U16	SMK		14.80	* 14.54	14.54		14.79	DSQ
2	75	Rolfe	Joshua	2002	U18/U21/Adult	SMK		* 15.01	15.09	15.01	0.47	15.95	15.78
3	70	Fuller	Joshua	2003	U16	SMK		DSQ	* 15.02	15.02	0.48	15.70	DNS
4	69	Duff	Matthew	2003	U16	SMK		* 15.25	15.25	15.25	0.71	15.32	15.14
5	65	Dunn	Sam	2006	U14	SMK		* 15.95	16.13	15.95	1.41	16.17	16.37
6	64	Champion	Benjamin	2005	U14	SMK		* 16.18	16.45	16.18	1.64	15.82	16.37
7	71	Garley	Sam	2004	U16	SMK		* 16.24	16.27	16.24	1.70	16.79	16.44
8	79	Towers	Nicholas	1988	U18/U21/Adult	SMK		16.52	* 16.27	16.27	1.73	16.95	16.82
9	80	Walton	Jack	2001	U18/U21/Adult	SMK		18.73	* 17.41	17.41	2.87	17.76	DSQ
10	68	Whitnell-Monk	Indio	2006	U14	SMK		* 17.95	18.34	17.95	3.41	18.67	19.12
11	78	Podkowinski	Krzysztof	1963	U18/U21/Adult	SMK		* 18.84	18.96	18.84	4.30	19.23	DSQ
12	66	McCulloch	James	2005	U14	SMK		22.79	* 22.60	22.60	8.06	22.24	22.47

Not classified

Did Not Start - Run 1 (7)

7	Harrison	Emma	2009	U10	SMK		DNS	DNS				DNS	DNS
28	Smith	Harry	2010	U10	SMK		DNS	DNS				DNS	DNS
62	Bates	Harry	2006	U14	SMK		DNS	DNS				DNS	DNS
74	Hudson	Angus	2001	U18/U21/Adult	SMK		DNS	DNS				DNS	DNS
76	Watson	Katherine	2002	U18/U21/Adult	SMK		DNS	DNS				DNS	DNS
82	Dryer	Amelie	2004	U16	SMK		DNS	DNS				DNS	DNS
84	Dennison	Hannah	2004	U16	SMK		DNS	DNS				DNS	DNS


Did Not Finish - Run 1 (2)

27	Faber	Ryan	2009	U10	SMK		DNF	* 16.75				16.93	16.82
29	Harrison	Alexander	2007	U12	SMK		DNF	DSQ				18.99	18.09





Disqualified - Run 1 (2)

31	Adams	Charlotte	2014	U8	SMK		DSQ	* 38.21				32.79	32.27
70	Fuller	Joshua	2003	U16	SMK		DSQ	* 15.02				15.70	DNS


Did Not Start - Run 2 (7)

7	Harrison	Emma	2009	U10	SMK		DNS	DNS				DNS	DNS
28	Smith	Harry	2010	U10	SMK		DNS	DNS				DNS	DNS
62	Bates	Harry	2006	U14	SMK		DNS	DNS				DNS	DNS

SMK Internal Race Series 2018-19
RACE 6 - Slalom
Fastest Time
(Fastest Run Taken From Runs 1 & 2 Only)

Rank	Bib	Last Name	First Name	Year	Category	Club	Nation	Run 1	Run 2	Time	Gap	Run 3	Run 4
74	Hudson	Angus	2001	U18/U21/Adult	SMK		DNS	DNS				DNS	DNS
76	Watson	Katherine	2002	U18/U21/Adult	SMK		DNS	DNS				DNS	DNS
82	Dryer	Amelie	2004	U16	SMK		DNS	DNS				DNS	DNS
84	Dennison	Hannah	2004	U16	SMK		DNS	DNS				DNS	DNS

Disqualified - Run 2 (1)

29	Harrison	Alexander	2007	U12	SMK		DNF	DSQ				18.99	18.09
----	----------	-----------	------	-----	-----	---	-----	-----	--	--	--	-------	-------

(DNS: Did Not Start, DNF: Did Not Finish, DSQ: Disqualified, NPS: Not Permitted to Start)

Fastest Times Positions Over The Internal Race Series Calculate The Girls & Boys Stubbies And Female and Male Gates Trophies

Times are taken from Run 1 of each seaprate course, except where only one course used and then based on Run 1 and Run 2 only.

RECAP	1st RUN	2nd RUN	
Records:			58
Did Not Start:	7	7	14
NOT PERMITTED TO START:	0	0	0
Did Not Finish:	2	0	2
Disqualified:	2	1	3
Did Not Qualify for 2nd RUN:		0	0
At Finish:			50