



SMK Internal Race Series 2018-19

RACE 6 - Slalom

Age Group Ranking

(Combined Run Taken From Runs 1 & 2 Only)



COMPETITION JURY

REFEREE Metheringham Stephen (GBR)

WEATHER

CONDITIONS SNOW Artificial Indoor Snow
AIR TEMPERATURE -4.0 °C

1st RUN

COURSESETTER Greener Glen (GBR)
FORERUNNERS
COURSE Snozone, Milton Keynes
START 37 m
DROP 37 m
LENGTH 158 m
HOMOLOGATION 0012/06/18
GATES
STARTING TIME 07:57

2nd RUN

Greener Glen (GBR)
Snozone, Milton Keynes
37 m
37 m
158 m
0012/06/18
08:17

F = 0

Number of competitors: 58, Number of NSA: 1

Rank	Bib	Last Name	First Name	Year	Category	Club	Nation	Run 1	Run 2	Time	Gap	Run 3	Run 4
------	-----	-----------	------------	------	----------	------	--------	-------	-------	------	-----	-------	-------

=== Girls - U8 ===

1	11	Murray	Abigail	2011	U8	SMK		24.11	24.87	48.98		25.04	24.79
2	1	Adams	Bethany	2011	U8	SMK		25.77	25.20	50.97	1.99	24.77	24.38
3	12	Tibbatts	Florence	2012	U8	SMK		28.83	26.61	55.44	6.46	26.09	25.08
4	15	Watt	Darcie	2011	U8	SMK		34.60	26.52	1:01.12	12.14	29.49	27.22

=== Girls - U10 ===

1	10	Magnani	Emily	2009	U10	SMK		16.10	15.83	31.93		15.73	16.09
2	9	Johnston	Raylene	2010	U10	SMK		27.95	27.14	55.09	23.16	27.66	25.87

=== Girls - U12 ===

1	34	Lewis	Ffion	2007	U12	SMK		16.40	16.23	32.63		16.36	16.75
2	23	Tutt	Holly	2007	U12	SMK		16.73	16.54	33.27	0.64	16.64	16.25
3	18	Murray	Catherine	2008	U12	SMK		16.85	17.02	33.87	1.24	17.68	17.88
4	21	Tu	Anya	2008	U12	SMK		19.41	18.90	38.31	5.68	19.83	19.46
5	22	Watt	Florence	2007	U12	SMK		27.42	22.71	50.13	17.50	22.31	22.63
6	30	Jones	Borte	2007	U12	SMK		23.47	28.16	51.63	19.00	24.52	24.07







=== Boys - U8 ===

1	3	Adkins	Jenson	2012	U8	SMK		26.40	22.05	48.45		23.11	22.96
2	5	Garley	Noah	2011	U8	SMK		27.36	26.68	54.04	5.59	30.36	26.05
3	26	Chute	James	2013	U8	SMK		33.99	30.08	1:04.07	15.62	26.58	27.11








=== Boys - U10 ===

1	2	Adkins	Harrison	2009	U10	SMK		17.51	17.18	34.69		16.90	18.23
---	---	--------	----------	------	-----	-----	--	-------	-------	--------------	--	-------	-------

SMK Internal Race Series 2018-19
RACE 6 - Slalom
Age Group Ranking
(Combined Run Taken From Runs 1 & 2 Only)

Rank	Bib	Last Name	First Name	Year	Category	Club	Nation	Run 1	Run 2	Time	Gap	Run 3	Run 4
2	14	Tu	Seb	2010	U10	SMK		23.54	22.01	45.55	10.86	22.64	23.23
3	13	Tibbatts	Charlie	2010	U10	SMK		23.72	23.76	47.48	12.79	23.04	22.98
4	8	Johnson	Hayden	2010	U10	SMK		23.96	24.57	48.53	13.84	22.90	22.39
5	6	Gibson	Alexander	2010	U10	SMK		24.59	25.29	49.88	15.19	24.52	27.08
6	4	Barnes	Jake	2010	U10	SMK		21.11	29.00	50.11	15.42	22.12	22.14
7	33	Poulter	William	2010	U10	SMK		28.07	27.13	55.20	20.51	27.57	26.65

=== Boys - U12 ===

1	17	Messinger	Grant	2008	U12	SMK		15.95	16.08	32.03		15.82	16.15
2	19	Orzel	Adam	2008	U12	SMK		16.16	16.28	32.44	0.41	16.02	16.09
3	20	Tibbatts	William	2008	U12	SMK		17.65	18.53	36.18	4.15	18.42	18.66
4	25	Chute	Cameron	2008	U12	SMK		20.53	20.90	41.43	9.40	20.66	20.97
5	24	Colwell	Ollie	2008	U12	SMK		20.63	21.11	41.74	9.71	20.90	21.45
6	16	Cusack	Charlie	2008	U12	SMK		22.04	21.43	43.47	11.44	20.95	DNF
7	32	Poulter	Jake	2008	U12	SMK		25.87	29.34	55.21	23.18	27.71	32.17

=== Female - U14 ===

1	81	Orzel	Emilia	2006	U14	SMK		15.87	15.72	31.59		DSQ	16.51
2	67	Scorer	Audrey	2005	U14	SMK		17.06	16.93	33.99	2.40	17.55	17.36
3	63	Burton	Evie	2005	U14	SMK		16.71	17.29	34.00	2.41	16.85	17.93
4	61	Arlott	Holly	2005	U14	SMK		17.41	17.51	34.92	3.33	17.51	17.69

=== Female - U16 ===

1	73	Trust	Emma	2004	U16	SMK		15.91	15.88	31.79		16.10	16.18
---	----	-------	------	------	-----	-----	---	-------	-------	--------------	--	-------	-------



=== Female - U18/U21/Adult ===

1	83	Wilde	Emily	2002	U18/U21/Adult	SMK		17.49	17.46	34.95		17.88	18.23
2	77	Kerbyson	Suzanne	1967	U18/U21/Adult	SMK		22.56	22.97	45.53	10.58	DNS	DNS





=== Male - U14 ===

1	65	Dunn	Sam	2006	U14	SMK		15.95	16.13	32.08		16.17	16.37
2	64	Champion	Benjamin	2005	U14	SMK		16.18	16.45	32.63	0.55	15.82	16.37
3	68	Whitnell-Monk	Indio	2006	U14	SMK		17.95	18.34	36.29	4.21	18.67	19.12
4	66	McCulloch	James	2005	U14	SMK		22.79	22.60	45.39	13.31	22.24	22.47

=== Male - U16 ===








1	72	Metheringham	Zachary	2004	U16	SMK		14.80	14.54	29.34		14.79	DSQ
2	69	Duff	Matthew	2003	U16	SMK		15.25	15.25	30.50	1.16	15.32	15.14
3	71	Garley	Sam	2004	U16	SMK		16.24	16.27	32.51	3.17	16.79	16.44

SMK Internal Race Series 2018-19
RACE 6 - Slalom
Age Group Ranking
(Combined Run Taken From Runs 1 & 2 Only)

Rank	Bib	Last Name	First Name	Year	Category	Club	Nation	Run 1	Run 2	Time	Gap	Run 3	Run 4
=== Male - U18/U21/Adult ===													
1	75	Rolfe	Joshua	2002	U18/U21/Adult	SMK		15.01	15.09	30.10		15.95	15.78
2	79	Towers	Nicholas	1988	U18/U21/Adult	SMK		16.52	16.27	32.79	2.69	16.95	16.82
3	80	Walton	Jack	2001	U18/U21/Adult	SMK		18.73	17.41	36.14	6.04	17.76	DSQ
4	78	Podkowinski	Krzysztof	1963	U18/U21/Adult	SMK		18.84	18.96	37.80	7.70	19.23	DSQ

Not classified

Did Not Start - Run 1 (7)

7	Harrison	Emma	2009	U10	SMK		DNS	DNS				DNS	DNS
28	Smith	Harry	2010	U10	SMK		DNS	DNS				DNS	DNS
62	Bates	Harry	2006	U14	SMK		DNS	DNS				DNS	DNS
74	Hudson	Angus	2001	U18/U21/Adult	SMK		DNS	DNS				DNS	DNS
76	Watson	Katherine	2002	U18/U21/Adult	SMK		DNS	DNS				DNS	DNS
82	Dryer	Amelie	2004	U16	SMK		DNS	DNS				DNS	DNS
84	Dennison	Hannah	2004	U16	SMK		DNS	DNS				DNS	DNS








Did Not Finish - Run 1 (2)

27	Faber	Ryan	2009	U10	SMK		DNF	16.75				16.93	16.82
29	Harrison	Alexander	2007	U12	SMK		DNF	DSQ				18.99	18.09


Disqualified - Run 1 (2)

31	Adams	Charlotte	2014	U8	SMK		DSQ	38.21				32.79	32.27
70	Fuller	Joshua	2003	U16	SMK		DSQ	15.02				15.70	DNS

Did Not Start - Run 2 (7)

7	Harrison	Emma	2009	U10	SMK		DNS	DNS				DNS	DNS
28	Smith	Harry	2010	U10	SMK		DNS	DNS				DNS	DNS
62	Bates	Harry	2006	U14	SMK		DNS	DNS				DNS	DNS
74	Hudson	Angus	2001	U18/U21/Adult	SMK		DNS	DNS				DNS	DNS
76	Watson	Katherine	2002	U18/U21/Adult	SMK		DNS	DNS				DNS	DNS
82	Dryer	Amelie	2004	U16	SMK		DNS	DNS				DNS	DNS
84	Dennison	Hannah	2004	U16	SMK		DNS	DNS				DNS	DNS

Disqualified - Run 2 (1)

29	Harrison	Alexander	2007	U12	SMK		DNF	DSQ				18.99	18.09
----	----------	-----------	------	-----	-----	---	-----	-----	--	--	--	-------	-------

(DNS: Did Not Start, DNF: Did Not Finish, DSQ: Disqualified, NPS: Not Permitted to Start)

Age Group Fastest Times Positions Over The Internal Race Series Calculate The Age Group Positions.

Times are taken from Run 1 of each separate course, except where only one course used and then based on Run 1 and Run 2 only.

RECAP	1st RUN	2nd RUN	
Records:			58
Did Not Start:	7	7	14
NOT PERMITTED TO START:	0	0	0
Did Not Finish:	2	0	2
Disqualified:	2	1	3
Did Not Qualify for 2nd RUN:		0	0
At Finish:			47