



SMK Internal Race Series 2018-19

RACE 5 - Slalom

Fastest Time

(Fastest Run Taken From Runs 1 & 2 Only)



COMPETITION JURY

REFEREE Metheringham Stephen (GBR)

WEATHER

CONDITIONS Indoor
SNOW Artificial Indoor Snow
AIR TEMPERATURE -4.0 °C

1st RUN

COURSESETTER Stubbies - Matt Eyre (GBR)

FORERUNNERS

COURSE Snozone, Milton Keynes

START 37 m

DROP 37 m

LENGTH 158 m

HOMOLOGATION 0012/06/18

GATES

STARTING TIME 08:05

2nd RUN

Gates - Hugo D'arcy Nesbit (GBR)

Snozone, Milton Keynes

37 m

37 m

158 m

0012/06/18

08:22

F = 0

Number of competitors: 50, Number of NSA: 1

| Rank | Bib | Last Name | First Name | Year | Category | Nation | Run 1 | Run 2 | Time | Gap | Run 3 |
|------|-----|-----------|------------|------|----------|--------|-------|-------|------|-----|-------|
|------|-----|-----------|------------|------|----------|--------|-------|-------|------|-----|-------|










Stubbies Race - Girls U12 and Below

| | | | | | | | | | | | |
|----|----|----------|-----------|------|-----|--|---------|---------|--------------|-------|-------|
| 1 | 12 | Magnani | Emily | 2009 | U10 | | 18.06 | * 17.47 | 17.47 | | 17.93 |
| 2 | 15 | Murray | Catherine | 2008 | U12 | | * 18.86 | 19.38 | 18.86 | 1.39 | 19.62 |
| 3 | 20 | Tu | Anya | 2008 | U12 | | * 21.92 | 22.51 | 21.92 | 4.45 | 22.14 |
| 4 | 23 | Watt | Florence | 2007 | U12 | | 25.87 | * 25.80 | 25.80 | 8.33 | 26.30 |
| 5 | 25 | Jones | Bortes | 2007 | U12 | | * 26.19 | 26.90 | 26.19 | 8.72 | 27.41 |
| 6 | 14 | Murray | Abigail | 2011 | U8 | | * 27.07 | 27.09 | 27.07 | 9.60 | 27.67 |
| 7 | 22 | Watt | Darcie | 2011 | U8 | | 27.35 | * 27.18 | 27.18 | 9.71 | 29.74 |
| 8 | 11 | Johnston | Raylene | 2010 | U10 | | 28.67 | * 27.99 | 27.99 | 10.52 | 26.63 |
| 9 | 17 | Tibbatts | Florence | 2012 | U8 | | * 29.74 | 30.13 | 29.74 | 12.27 | 29.45 |
| 10 | 1 | Adams | Bethany | 2011 | U8 | | * 29.78 | 30.04 | 29.78 | 12.31 | 29.69 |

Stubbies Race - Boys U12 and Below

| | | | | | | | | | | | |
|----|----|-----------|-----------|------|-----|--|---------|---------|--------------|-------|-------|
| 1 | 13 | Messinger | Grant | 2008 | U12 | | 20.68 | * 17.08 | 17.08 | | 17.12 |
| 2 | 16 | Orzel | Adam | 2008 | U12 | | 17.64 | * 17.26 | 17.26 | 0.18 | 17.64 |
| 3 | 3 | Adkins | Harrison | 2009 | U10 | | 18.70 | * 17.98 | 17.98 | 0.90 | 18.22 |
| 4 | 19 | Tibbatts | William | 2008 | U12 | | * 20.05 | DSQ | 20.05 | 2.97 | 20.18 |
| 5 | 5 | Chew | Ralph | 2008 | U12 | | * 22.73 | 23.10 | 22.73 | 5.65 | 23.00 |
| 6 | 4 | Barnes | Jake | 2010 | U10 | | * 23.64 | 24.85 | 23.64 | 6.56 | 25.36 |
| 7 | 7 | Cusack | Charlie | 2008 | U12 | | 26.26 | * 23.90 | 23.90 | 6.82 | DNF |
| 8 | 10 | Johnson | Hayden | 2010 | U10 | | * 25.39 | 25.52 | 25.39 | 8.31 | 25.01 |
| 9 | 18 | Tibbatts | Charlie | 2010 | U10 | | * 25.49 | 25.82 | 25.49 | 8.41 | 25.68 |
| 10 | 24 | Gibson | Alexander | 2010 | U10 | | * 25.65 | 26.21 | 25.65 | 8.57 | 26.22 |
| 11 | 2 | Adkins | Jenson | 2012 | U8 | | * 26.29 | 26.78 | 26.29 | 9.21 | 27.32 |
| 12 | 21 | Tu | Seb | 2010 | U10 | | * 26.77 | 28.35 | 26.77 | 9.69 | 26.52 |
| 13 | 8 | Garley | Noah | 2011 | U8 | | * 27.41 | 28.14 | 27.41 | 10.33 | 30.27 |

SMK Internal Race Series 2018-19
RACE 5 - Slalom
Fastest Time
(Fastest Run Taken From Runs 1 & 2 Only)





| Rank | Bib | Last Name | First Name | Year | Category | Nation | Run 1 | Run 2 | Time | Gap | Run 3 |
|---|-----|-----------|------------|------|---------------|---|---------|---------|--------------|------|-------|
| Gates Race - Females U14 and Above | | | | | | | | | | | |
| 1 | 82 | Watson | Katherine | 2002 | U18/U21/Adult |  | 16.28 | * 15.84 | 15.84 | | 16.25 |
| 2 | 66 | Dennison | Hannah | 2004 | U16 |  | 16.25 | * 15.94 | 15.94 | 0.10 | 15.76 |
| 3 | 81 | Trust | Emma | 2004 | U16 |  | DNF | * 16.27 | 16.27 | 0.43 | 16.13 |
| 4 | 85 | Walker | Nancy | 2003 | U16 |  | 17.11 | * 16.88 | 16.88 | 1.04 | 16.89 |
| 5 | 64 | Burton | Evie | 2005 | U14 |  | 17.03 | * 16.98 | 16.98 | 1.14 | 17.72 |
| 6 | 79 | Scorer | Audrey | 2005 | U14 |  | 18.47 | * 18.10 | 18.10 | 2.26 | 18.46 |
| 7 | 63 | Wilde | Emily | 2002 | U18/U21/Adult |  | * 18.36 | 18.48 | 18.36 | 2.52 | 18.47 |
| 8 | 61 | Arlott | Holly | 2005 | U14 |  | * 18.45 | 18.49 | 18.45 | 2.61 | 18.10 |
| 9 | 74 | Kerbyson | Suzanne | 1967 | U18/U21/Adult |  | 22.54 | * 22.53 | 22.53 | 6.69 | DSQ |

Gates Race - Males U14 and Above

| | | | | | | | | | | | |
|----|----|---------------|-----------|------|---------------|---|---------|---------|--------------|-------|-------|
| 1 | 62 | Metheringham | Zachary | 2004 | U16 |  | * 14.62 | 14.79 | 14.62 | | 14.82 |
| 2 | 78 | Rolfe | Joshua | 2002 | U18/U21/Adult |  | 15.34 | * 15.19 | 15.19 | 0.57 | 15.26 |
| 3 | 67 | Duff | Matthew | 2003 | U16 |  | * 15.38 | 15.39 | 15.38 | 0.76 | 15.23 |
| 4 | 69 | Fuller | Joshua | 2003 | U16 |  | 15.95 | * 15.57 | 15.57 | 0.95 | DNF |
| 5 | 73 | Hudson | Angus | 2001 | U18/U21/Adult |  | * 15.75 | DNF | 15.75 | 1.13 | 15.53 |
| 6 | 65 | Champion | Benjamin | 2005 | U14 |  | 16.61 | * 16.08 | 16.08 | 1.46 | 16.14 |
| 7 | 68 | Dunn | Sam | 2006 | U14 |  | * 16.37 | 16.45 | 16.37 | 1.75 | 16.60 |
| 8 | 80 | Towers | Nicholas | 1988 | U18/U21/Adult |  | 18.90 | * 16.59 | 16.59 | 1.97 | 17.14 |
| 9 | 77 | Podkowinski | Krzysztof | 1963 | U18/U21/Adult |  | 19.31 | * 18.87 | 18.87 | 4.25 | 18.90 |
| 10 | 83 | Whitnell-Monk | Indio | 2006 | U14 |  | 19.07 | * 18.91 | 18.91 | 4.29 | 18.90 |
| 11 | 84 | Broughton | Noah | 2006 | U14 |  | * 20.43 | 34.80 | 20.43 | 5.81 | 19.97 |
| 12 | 75 | McCulloch | James | 2005 | U14 |  | * 20.60 | 21.75 | 20.60 | 5.98 | 21.60 |
| 13 | 76 | Bates | Harry | 2006 | U14 |  | * 21.27 | 21.28 | 21.27 | 6.65 | 20.79 |
| 14 | 70 | Garley | Sam | 2004 | U16 |  | * 28.18 | DNF | 28.18 | 13.56 | 16.79 |

Not classified





Did Not Start - Run 1 (4)

| | | | | | | | | | | | |
|----|----------|-------|------|---------------|---|-----|-----|--|--|--|-----|
| 6 | Colwell | Ollie | 2008 | U12 |  | DNF | DNF | | | | DNF |
| 9 | Harrison | Emma | 2009 | U10 |  | DNF | DNF | | | | DNF |
| 71 | Garlick | Tim | 1969 | U18/U21/Adult |  | DNF | DNF | | | | DNF |
| 72 | Gibb | Jim | 1961 | U18/U21/Adult |  | DNF | DNF | | | | DNF |

Did Not Finish - Run 1 (1)

| | | | | | | | | | | | |
|----|-------|------|------|-----|---|-----|---------|--|--|--|-------|
| 81 | Trust | Emma | 2004 | U16 |  | DNF | * 16.27 | | | | 16.13 |
|----|-------|------|------|-----|---|-----|---------|--|--|--|-------|

Did Not Start - Run 2 (4)

| | | | | | | | | | | | |
|----|----------|-------|------|---------------|---|-----|-----|--|--|--|-----|
| 6 | Colwell | Ollie | 2008 | U12 |  | DNF | DNF | | | | DNF |
| 9 | Harrison | Emma | 2009 | U10 |  | DNF | DNF | | | | DNF |
| 71 | Garlick | Tim | 1969 | U18/U21/Adult |  | DNF | DNF | | | | DNF |
| 72 | Gibb | Jim | 1961 | U18/U21/Adult |  | DNF | DNF | | | | DNF |

Did Not Finish - Run 2 (2)

| | | | | | | | | | | | |
|----|--------|-----|------|-----|---|---------|-----|--|--|--|-------|
| 70 | Garley | Sam | 2004 | U16 |  | * 28.18 | DNF | | | | 16.79 |
|----|--------|-----|------|-----|---|---------|-----|--|--|--|-------|

SMK Internal Race Series 2018-19
RACE 5 - Slalom
Fastest Time
(Fastest Run Taken From Runs 1 & 2 Only)

| Rank | Bib | Last Name | First Name | Year | Category | Nation | Run 1 | Run 2 | Time | Gap | Run 3 |
|------|--------|-----------|------------|---------------|---|---------|-------|-------|------|-----|-------|
| 73 | Hudson | Angus | 2001 | U18/U21/Adult |  | * 15.75 | DNF | | | | 15.53 |

Disqualified - Run 2 (1)

| | | | | | | | | | | | |
|----|----------|---------|------|-----|---|---------|-----|--|--|--|-------|
| 19 | Tibbatts | William | 2008 | U12 |  | * 20.05 | DSQ | | | | 20.18 |
|----|----------|---------|------|-----|---|---------|-----|--|--|--|-------|

(DNS: Did Not Start, DNF: Did Not Finish, DSQ: Disqualified, NPS: Not Permitted to Start)

| RECAP | 1st RUN | 2nd RUN | |
|------------------------------|---------|---------|----|
| Records: | | | 50 |
| Did Not Start: | 4 | 4 | 8 |
| NOT PERMITTED TO START: | 0 | 0 | 0 |
| Did Not Finish: | 1 | 2 | 3 |
| Disqualified: | 0 | 1 | 1 |
| Did Not Qualify for 2nd RUN: | | 0 | 0 |
| At Finish: | | | 46 |