



SMK Internal Race Series 2018-19



RACE 5 - Slalom

Age Group Ranking

(Combined Run Taken From Runs 1 & 2 Only)

COMPETITION JURY

REFEREE Metheringham Stephen (GBR)

WEATHER

CONDITIONS SNOW Artificial Indoor Snow
AIR TEMPERATURE -4.0 °C

1st RUN

COURSESETTER Stubbies - Matt Eyre (GBR)
FORERUNNERS

2nd RUN

Gates - Hugo D'arcy Nesbit (GBR)

COURSE Snozone, Milton Keynes

START 37 m

DROP 37 m

LENGTH 158 m

HOMOLOGATION 0012/06/18

GATES

STARTING TIME 08:05

Snozone, Milton Keynes

37 m

37 m

158 m

0012/06/18

08:22

F = 0

Number of competitors: 50, Number of NSA: 1

Rank	Bib	Last Name	First Name	Year	Category	Nation	Run 1	Run 2	Time	Gap	Run 3
------	-----	-----------	------------	------	----------	--------	-------	-------	------	-----	-------

=== Girls - U8 ===

1	14	Murray	Abigail	2011	U8		* 27.07	* 27.09	54.16		27.67
2	22	Watt	Darcie	2011	U8		* 27.35	* 27.18	54.53	0.37	29.74
3	1	Adams	Bethany	2011	U8		* 29.78	* 30.04	59.82	5.66	29.69
4	17	Tibbatts	Florence	2012	U8		* 29.74	* 30.13	59.87	5.71	29.45

=== Girls - U10 ===

1	12	Magnani	Emily	2009	U10		* 18.06	* 17.47	35.53		17.93
2	11	Johnston	Raylene	2010	U10		* 28.67	* 27.99	56.66	21.13	26.63

=== Girls - U12 ===

1	15	Murray	Catherine	2008	U12		* 18.86	* 19.38	38.24		19.62
2	20	Tu	Anya	2008	U12		* 21.92	* 22.51	44.43	6.19	22.14
3	23	Watt	Florence	2007	U12		* 25.87	* 25.80	51.67	13.43	26.30
4	25	Jones	Bortes	2007	U12		* 26.19	* 26.90	53.09	14.85	27.41






=== Boys - U8 ===

1	2	Adkins	Jenson	2012	U8		* 26.29	* 26.78	53.07		27.32
2	8	Garley	Noah	2011	U8		* 27.41	* 28.14	55.55	2.48	30.27

=== Boys - U10 ===

1	3	Adkins	Harrison	2009	U10		* 18.70	* 17.98	36.68		18.22
---	---	--------	----------	------	-----	--	---------	---------	--------------	--	-------

SMK Internal Race Series 2018-19
RACE 5 - Slalom
Age Group Ranking
(Combined Run Taken From Runs 1 & 2 Only)

Rank	Bib	Last Name	First Name	Year	Category	Nation	Run 1	Run 2	Time	Gap	Run 3
2	4	Barnes	Jake	2010	U10		* 23.64	* 24.85	48.49	11.81	25.36
3	10	Johnson	Hayden	2010	U10		* 25.39	* 25.52	50.91	14.23	25.01
4	18	Tibbatts	Charlie	2010	U10		* 25.49	* 25.82	51.31	14.63	25.68
5	24	Gibson	Alexander	2010	U10		* 25.65	* 26.21	51.86	15.18	26.22
6	21	Tu	Seb	2010	U10		* 26.77	* 28.35	55.12	18.44	26.52

=== Boys - U12 ===

1	16	Orzel	Adam	2008	U12		* 17.64	* 17.26	34.90		17.64
2	13	Messinger	Grant	2008	U12		* 20.68	* 17.08	37.76	2.86	17.12
3	5	Chew	Ralph	2008	U12		* 22.73	* 23.10	45.83	10.93	23.00
4	7	Cusack	Charlie	2008	U12		* 26.26	* 23.90	50.16	15.26	DNF

=== Female - U14 ===

1	64	Burton	Evie	2005	U14		* 17.03	* 16.98	34.01		17.72
2	79	Scorer	Audrey	2005	U14		* 18.47	* 18.10	36.57	2.56	18.46
3	61	Arlott	Holly	2005	U14		* 18.45	* 18.49	36.94	2.93	18.10





=== Female - U16 ===

1	66	Dennison	Hannah	2004	U16		* 16.25	* 15.94	32.19		15.76
2	85	Walker	Nancy	2003	U16		* 17.11	* 16.88	33.99	1.80	16.89

=== Female - U18/U21/Adult ===

1	82	Watson	Katherine	2002	U18/U21/Adult		* 16.28	* 15.84	32.12		16.25
2	63	Wilde	Emily	2002	U18/U21/Adult		* 18.36	* 18.48	36.84	4.72	18.47
3	74	Kerbyson	Suzanne	1967	U18/U21/Adult		* 22.54	* 22.53	45.07	12.95	DSQ

=== Male - U14 ===

1	65	Champion	Benjamin	2005	U14		* 16.61	* 16.08	32.69		16.14
2	68	Dunn	Sam	2006	U14		* 16.37	* 16.45	32.82	0.13	16.60
3	83	Whitnell-Monk	Indio	2006	U14		* 19.07	* 18.91	37.98	5.29	18.90
4	75	McCulloch	James	2005	U14		* 20.60	* 21.75	42.35	9.66	21.60
5	76	Bates	Harry	2006	U14		* 21.27	* 21.28	42.55	9.86	20.79
6	84	Broughton	Noah	2006	U14		* 20.43	* 34.80	55.23	22.54	19.97



=== Male - U16 ===

1	62	Metheringham	Zachary	2004	U16		* 14.62	* 14.79	29.41		14.82
2	67	Duff	Matthew	2003	U16		* 15.38	* 15.39	30.77	1.36	15.23
3	69	Fuller	Joshua	2003	U16		* 15.95	* 15.57	31.52	2.11	DNF

SMK Internal Race Series 2018-19
RACE 5 - Slalom
Age Group Ranking
(Combined Run Taken From Runs 1 & 2 Only)





Rank	Bib	Last Name	First Name	Year	Category	Nation	Run 1	Run 2	Time	Gap	Run 3
------	-----	-----------	------------	------	----------	--------	-------	-------	------	-----	-------

=== Male - U18/U21/Adult ===

1	78	Rolfe	Joshua	2002	U18/U21/Adult		* 15.34	* 15.19	30.53		15.26
2	80	Towers	Nicholas	1988	U18/U21/Adult		* 18.90	* 16.59	35.49	4.96	17.14
3	77	Podkowinski	Krzysztof	1963	U18/U21/Adult		* 19.31	* 18.87	38.18	7.65	18.90

Not classified





Did Not Start - Run 1 (4)

6	Colwell	Ollie	2008	U12		DNS	DNS				DNS
9	Harrison	Emma	2009	U10		DNS	DNS				DNS
71	Garlick	Tim	1969	U18/U21/Adult		DNS	DNS				DNS
72	Gibb	Jim	1961	U18/U21/Adult		DNS	DNS				DNS

Did Not Finish - Run 1 (1)

81	Trust	Emma	2004	U16		DNF	* 16.27				16.13
----	-------	------	------	-----	-----------------------------------------------------------------------------------	-----	---------	--	--	--	-------

Did Not Start - Run 2 (4)

6	Colwell	Ollie	2008	U12		DNS	DNS				DNS
9	Harrison	Emma	2009	U10		DNS	DNS				DNS
71	Garlick	Tim	1969	U18/U21/Adult		DNS	DNS				DNS
72	Gibb	Jim	1961	U18/U21/Adult		DNS	DNS				DNS

Did Not Finish - Run 2 (2)

70	Garley	Sam	2004	U16		* 28.18	DNF				16.79
73	Hudson	Angus	2001	U18/U21/Adult		* 15.75	DNF				15.53

Disqualified - Run 2 (1)

19	Tibbatts	William	2008	U12		* 20.05	DSQ				20.18
----	----------	---------	------	-----	-------------------------------------------------------------------------------------	---------	-----	--	--	--	-------

(DNS: Did Not Start, DNF: Did Not Finish, DSQ: Disqualified, NPS: Not Permitted to Start)

RECAP	1st RUN	2nd RUN	
Records:			50
Did Not Start:	4	4	8
NOT PERMITTED TO START:	0	0	0
Did Not Finish:	1	2	3
Disqualified:	0	1	1
Did Not Qualify for 2nd RUN:		0	0
At Finish:			42