



SMK Internal Race Series 2018-19

RACE 4 - Slalom

Fastest Time

(Fastest Run Taken From Runs 1 & 2 Only)



COMPETITION JURY

REFEREE Metheringham Stephen (GBR)

WEATHER

CONDITIONS Indoor
SNOW Artificial Indoor Snow
AIR TEMPERATURE -4.0 °C

1st RUN

COURSESETTER Greener Glen (GBR)
FORERUNNERS

2nd RUN

Greener Glen (GBR)

COURSE Snozone, Milton Keynes

START 37 m

DROP 37 m

LENGTH 158 m

HOMOLOGATION 0012/06/18

GATES

STARTING TIME 08:15

Snozone, Milton Keynes

37 m

37 m

158 m

0012/06/18

08:35

F = 0

Number of competitors: 52, Number of NSA: 1

Rank	Bib	Last Name	First Name	Year	Category	Club	Nation	Run 1	Run 2	Time	Gap	Run 3	Run 4
------	-----	-----------	------------	------	----------	------	--------	-------	-------	------	-----	-------	-------

Stubbies Race - Girls U12 and Below

1	3	Tutt	Holly	2007	U12	SMK		15.97	* 15.74	15.74		15.54	15.26
2	16	Murray	Catherine	2008	U12	SMK		* 17.23	17.23	17.23	1.49	17.40	17.39
3	17	Watt	Florence	2007	U12	SMK		25.05	* 23.50	23.50	7.76	24.46	23.91
4	8	Murray	Abigail	2011	U8	SMK		* 25.31	26.12	25.31	9.57	27.41	27.21
5	10	Adams	Bethany	2011	U8	SMK		26.66	* 26.21	26.21	10.47	27.32	26.42
6	21	Tibbatts	Florence	2012	U8	SMK		29.95	* 26.89	26.89	11.15	28.21	28.04
7	11	Watt	Darcie	2011	U8	SMK		30.27	* 30.15	30.15	14.41	28.15	26.12






Stubbies Race - Boys U12 and Below

1	2	Messinger	Grant	2008	U12	SMK		DNF	* 15.51	15.51		15.62	15.19
2	14	Orzel	Adam	2008	U12	SMK		* 16.08	16.19	16.08	0.57	15.84	16.07
3	15	Adkins	Harrison	2009	U10	SMK		17.19	* 17.11	17.11	1.60	17.04	16.76
4	9	Tibbatts	William	2008	U12	SMK		17.90	* 17.56	17.56	2.05	18.03	17.74
5	1	Chew	Ralph	2008	U12	SMK		* 20.49	20.77	20.49	4.98	41.82	21.52
6	24	Colwell	Ollie	2008	U12	SMK		21.44	* 21.18	21.18	5.67	21.34	21.32
7	4	Barnes	Jake	2010	U10	SMK		* 22.53	22.57	22.53	7.02	22.09	21.78
8	19	Johnson	Hayden	2010	U10	SMK		24.87	* 22.66	22.66	7.15	22.43	46.98
9	6	Adkins	Jenson	2012	U8	SMK		* 23.00	23.63	23.00	7.49	23.46	24.89
10	13	Gibson	Alexander	2010	U10	SMK		24.40	* 23.59	23.59	8.08	24.01	24.35
11	7	Tu	Seb	2010	U10	SMK		24.89	* 24.17	24.17	8.66	24.27	24.27
12	20	Tibbatts	Charlie	2010	U10	SMK		* 25.11	30.23	25.11	9.60	26.78	25.49
13	22	Garley	Noah	2011	U8	SMK		26.68	* 26.52	26.52	11.01	24.83	26.54







Gates Race - Females U14 and Above

1	85	Trust	Emma	2004	U16	SMK		15.40	* 15.24	15.24		15.28	15.15
2	77	Gladin	Amber	2004	U16	SMK		16.19	* 15.63	15.63	0.39	15.26	15.30
3	69	Watson	Katherine	2002	U18/U21/Adult	SMK		15.90	* 15.84	15.84	0.60	15.67	15.96
4	81	Burton	Evie	2005	U14	SMK		* 16.07	17.00	16.07	0.83	17.24	16.94
5	84	Long	Nicole	2001	U18/U21/Adult	SMK		* 16.13	16.15	16.13	0.89	15.99	15.98

SMK Internal Race Series 2018-19
RACE 4 - Slalom
Fastest Time
(Fastest Run Taken From Runs 1 & 2 Only)







Rank	Bib	Last Name	First Name	Year	Category	Club	Nation	Run 1	Run 2	Time	Gap	Run 3	Run 4
6	68	Walker	Nancy	2003	U16	SMK		* 16.81	17.34	16.81	1.57	16.82	16.19
7	65	Arlott	Holly	2005	U14	SMK		* 16.82	16.88	16.82	1.58	17.39	17.32
8	83	Farrow	Ellie	2003	U16	SMK		17.72	* 17.59	17.59	2.35	17.73	17.90
9	62	Scorer	Audrey	2005	U14	SMK		20.60	* 19.27	19.27	4.03	19.03	18.37
10	80	Kerbyson	Suzanne	1967	U18/U21/Adult	SMK		22.38	* 21.44	21.44	6.20	21.51	DNF

Gates Race - Males U14 and Above

1	88	Garlick	Tim	1969	U18/U21/Adult	SMK		14.74	* 14.51	14.51		14.43	14.65
2	67	Fuller	Joshua	2003	U16	SMK		14.72	* 14.52	14.52	0.01	14.47	14.59
3	63	Rolfe	Joshua	2002	U18/U21/Adult	SMK		* 14.71	14.85	14.71	0.20	14.67	14.86
4	86	Duff	Matthew	2003	U16	SMK		* 14.76	14.83	14.76	0.25	DSQ	14.67
5	78	Hudson	Angus	2001	U18/U21/Adult	SMK		15.05	* 14.97	14.97	0.46	14.62	14.84
6	76	Smith	Alexander	2003	U16	SMK		15.56	* 15.18	15.18	0.67	15.14	14.91
7	72	Gibb	Jim	1961	U18/U21/Adult	SMK		15.94	* 15.79	15.79	1.28	15.63	15.62
8	74	Dunn	Sam	2006	U14	SMK		15.96	* 15.86	15.86	1.35	15.82	15.64
9	66	Garley	Sam	2004	U16	SMK		16.66	* 15.99	15.99	1.48	16.45	15.98
10	70	Towers	Nicholas	1988	U18/U21/Adult	SMK		17.19	* 16.59	16.59	2.08	16.90	16.19
11	87	Walton	Jack	2001	U18/U21/Adult	SMK		18.34	* 17.45	17.45	2.94	17.28	17.17
12	75	Podkowinski	Krzysztof	1963	U18/U21/Adult	SMK		* 18.80	19.03	18.80	4.29	18.75	18.32
13	79	Whitnell-Monk	Indio	2006	U14	SMK		19.36	* 19.07	19.07	4.56	18.88	18.92
14	82	Bates	Harry	2006	U14	SMK		* 20.47	20.74	20.47	5.96	20.00	20.01
15	64	Broughton	Noah	2006	U14	SMK		DNF	* 21.20	21.20	6.69	20.80	20.04
16	73	McCulloch	James	2005	U14	SMK		* 22.71	22.82	22.71	8.20	21.12	20.24

Not classified







Did Not Start - Run 1 (6)

5	Farrow	Isla	2007	U12	SMK		DNF	DNF				DNF	DNF
12	Tu	Anya	2008	U12	SMK		DNF	DNF				DNF	DNF
18	Chute	Cameron	2008	U12	SMK		DNF	DNF				DNF	DNF
23	Harrison	Emma	2009	U10	SMK		DNF	DNF				DNF	DNF
61	Champion	Benjamin	2005	U14	SMK		DNF	DNF				DNF	DNF
71	Peacock	Sebastian	2003	U16	SMK		DNF	DNF				DNF	DNF

Did Not Finish - Run 1 (2)

2	Messinger	Grant	2008	U12	SMK		DNF	* 15.51				15.62	15.19
64	Broughton	Noah	2006	U14	SMK		DNF	* 21.20				20.80	20.04

Did Not Start - Run 2 (6)

5	Farrow	Isla	2007	U12	SMK		DNF	DNF				DNF	DNF
12	Tu	Anya	2008	U12	SMK		DNF	DNF				DNF	DNF
18	Chute	Cameron	2008	U12	SMK		DNF	DNF				DNF	DNF
23	Harrison	Emma	2009	U10	SMK		DNF	DNF				DNF	DNF
61	Champion	Benjamin	2005	U14	SMK		DNF	DNF				DNF	DNF
71	Peacock	Sebastian	2003	U16	SMK		DNF	DNF				DNF	DNF

(DNS: Did Not Start, DNF: Did Not Finish, DSQ: Disqualified, NPS: Not Permitted to Start)

Fastest Times Positions Over The Internal Race Series Calculate The Girls & Boys Stubbies And Female and Male Gates Trophies.

Times are taken from Run 1 of each seaprate course, except where only one course used and then based on Run 1 and Run 2 only.

SMK Internal Race Series 2018-19
RACE 4 - Slalom
Fastest Time
(Fastest Run Taken From Runs 1 & 2 Only)

RECAP	1st RUN	2nd RUN	
Records:			52
Did Not Start:	6	6	12
NOT PERMITTED TO START:	0	0	0
Did Not Finish:	2	0	2
Disqualified:	0	0	0
Did Not Qualify for 2nd RUN:		0	0
At Finish:			46