



SMK Internal Race Series 2018-19



RACE 4 - Slalom Age Group Ranking

(Combined Run Taken From Runs 1 & 2 Only)

COMPETITION JURY

REFEREE Metheringham Stephen (GBR)

WEATHER

CONDITIONS Indoor
SNOW Artificial Indoor Snow
AIR TEMPERATURE -4.0 °C

1st RUN

COURSESETTER Greener Glen (GBR)
FORERUNNERS

2nd RUN

Greener Glen (GBR)

COURSE Snozone, Milton Keynes
START 37 m
DROP 37 m
LENGTH 158 m
HOMOLOGATION 0012/06/18
GATES
STARTING TIME 08:15

Snozone, Milton Keynes
37 m
37 m
158 m
0012/06/18
08:35

F = 0

Number of competitors: 52, Number of NSA: 1

Rank	Bib	Last Name	First Name	Year	Category	Club	Nation	Run 1	Run 2	Time	Gap	Run 3	Run 4
------	-----	-----------	------------	------	----------	------	--------	-------	-------	------	-----	-------	-------

=== Girls - U8 ===

1	8	Murray	Abigail	2011	U8	SMK		* 25.31	* 26.12	51.43		27.41	27.21
2	10	Adams	Bethany	2011	U8	SMK		* 26.66	* 26.21	52.87	1.44	27.32	26.42
3	21	Tibbatts	Florence	2012	U8	SMK		* 29.95	* 26.89	56.84	5.41	28.21	28.04
4	11	Watt	Darcie	2011	U8	SMK		* 30.27	* 30.15	1:00.42	8.99	28.15	26.12

=== Girls - U12 ===

1	3	Tutt	Holly	2007	U12	SMK		* 15.97	* 15.74	31.71		15.54	15.26
2	16	Murray	Catherine	2008	U12	SMK		* 17.23	* 17.23	34.46	2.75	17.40	17.39
3	17	Watt	Florence	2007	U12	SMK		* 25.05	* 23.50	48.55	16.84	24.46	23.91

=== Boys - U8 ===

1	6	Adkins	Jenson	2012	U8	SMK		* 23.00	* 23.63	46.63		23.46	24.89
2	22	Garley	Noah	2011	U8	SMK		* 26.68	* 26.52	53.20	6.57	24.83	26.54

=== Boys - U10 ===

1	15	Adkins	Harrison	2009	U10	SMK		* 17.19	* 17.11	34.30		17.04	16.76
2	4	Barnes	Jake	2010	U10	SMK		* 22.53	* 22.57	45.10	10.80	22.09	21.78
3	19	Johnson	Hayden	2010	U10	SMK		* 24.87	* 22.66	47.53	13.23	22.43	46.98
4	13	Gibson	Alexander	2010	U10	SMK		* 24.40	* 23.59	47.99	13.69	24.01	24.35
5	7	Tu	Seb	2010	U10	SMK		* 24.89	* 24.17	49.06	14.76	24.27	24.27
6	20	Tibbatts	Charlie	2010	U10	SMK		* 25.11	* 30.23	55.34	21.04	26.78	25.49




SMK Internal Race Series 2018-19
RACE 4 - Slalom
Age Group Ranking
(Combined Run Taken From Runs 1 & 2 Only)

Rank	Bib	Last Name	First Name	Year	Category	Club	Nation	Run 1	Run 2	Time	Gap	Run 3	Run 4
------	-----	-----------	------------	------	----------	------	--------	-------	-------	------	-----	-------	-------

=== Boys - U12 ===

1	14	Orzel	Adam	2008	U12	SMK		* 16.08	* 16.19	32.27		15.84	16.07
2	9	Tibbatts	William	2008	U12	SMK		* 17.90	* 17.56	35.46	3.19	18.03	17.74
3	1	Chew	Ralph	2008	U12	SMK		* 20.49	* 20.77	41.26	8.99	41.82	21.52
4	24	Colwell	Ollie	2008	U12	SMK		* 21.44	* 21.18	42.62	10.35	21.34	21.32




=== Female - U14 ===

1	81	Burton	Evie	2005	U14	SMK		* 16.07	* 17.00	33.07		17.24	16.94
2	65	Arlott	Holly	2005	U14	SMK		* 16.82	* 16.88	33.70	0.63	17.39	17.32
3	62	Scorer	Audrey	2005	U14	SMK		* 20.60	* 19.27	39.87	6.80	19.03	18.37

=== Female - U16 ===

1	85	Trust	Emma	2004	U16	SMK		* 15.40	* 15.24	30.64		15.28	15.15
2	77	Gladin	Amber	2004	U16	SMK		* 16.19	* 15.63	31.82	1.18	15.26	15.30
3	68	Walker	Nancy	2003	U16	SMK		* 16.81	* 17.34	34.15	3.51	16.82	16.19
4	83	Farrow	Ellie	2003	U16	SMK		* 17.72	* 17.59	35.31	4.67	17.73	17.90

=== Female - U18/U21/Adult ===

1	69	Watson	Katherine	2002	U18/U21/Adult	SMK		* 15.90	* 15.84	31.74		15.67	15.96
2	84	Long	Nicole	2001	U18/U21/Adult	SMK		* 16.13	* 16.15	32.28	0.54	15.99	15.98
3	80	Kerbyson	Suzanne	1967	U18/U21/Adult	SMK		* 22.38	* 21.44	43.82	12.08	21.51	DNF





=== Male - U14 ===

1	74	Dunn	Sam	2006	U14	SMK		* 15.96	* 15.86	31.82		15.82	15.64
2	79	Whitnell-Monk	Indio	2006	U14	SMK		* 19.36	* 19.07	38.43	6.61	18.88	18.92
3	82	Bates	Harry	2006	U14	SMK		* 20.47	* 20.74	41.21	9.39	20.00	20.01
4	73	McCulloch	James	2005	U14	SMK		* 22.71	* 22.82	45.53	13.71	21.12	20.24

=== Male - U16 ===

1	67	Fuller	Joshua	2003	U16	SMK		* 14.72	* 14.52	29.24		14.47	14.59
2	86	Duff	Matthew	2003	U16	SMK		* 14.76	* 14.83	29.59	0.35	DSQ	14.67
3	76	Smith	Alexander	2003	U16	SMK		* 15.56	* 15.18	30.74	1.50	15.14	14.91
4	66	Garley	Sam	2004	U16	SMK		* 16.66	* 15.99	32.65	3.41	16.45	15.98

=== Male - U18/U21/Adult ===







1	88	Garlick	Tim	1969	U18/U21/Adult	SMK		* 14.74	* 14.51	29.25		14.43	14.65
2	63	Rolfe	Joshua	2002	U18/U21/Adult	SMK		* 14.71	* 14.85	29.56	0.31	14.67	14.86
3	78	Hudson	Angus	2001	U18/U21/Adult	SMK		* 15.05	* 14.97	30.02	0.77	14.62	14.84
4	72	Gibb	Jim	1961	U18/U21/Adult	SMK		* 15.94	* 15.79	31.73	2.48	15.63	15.62

SMK Internal Race Series 2018-19
RACE 4 - Slalom
Age Group Ranking
(Combined Run Taken From Runs 1 & 2 Only)

Rank	Bib	Last Name	First Name	Year	Category	Club	Nation	Run 1	Run 2	Time	Gap	Run 3	Run 4
5	70	Towers	Nicholas	1988	U18/U21/Adult	SMK		* 17.19	* 16.59	33.78	4.53	16.90	16.19
6	87	Walton	Jack	2001	U18/U21/Adult	SMK		* 18.34	* 17.45	35.79	6.54	17.28	17.17
7	75	Podkowinski	Krzysztof	1963	U18/U21/Adult	SMK		* 18.80	* 19.03	37.83	8.58	18.75	18.32

Not classified







Did Not Start - Run 1 (6)

5	Farrow	Isla	2007	U12	SMK		DNS	DNS				DNS	DNS
12	Tu	Anya	2008	U12	SMK		DNS	DNS				DNS	DNS
18	Chute	Cameron	2008	U12	SMK		DNS	DNS				DNS	DNS
23	Harrison	Emma	2009	U10	SMK		DNS	DNS				DNS	DNS
61	Champion	Benjamin	2005	U14	SMK		DNS	DNS				DNS	DNS
71	Peacock	Sebastian	2003	U16	SMK		DNS	DNS				DNS	DNS

Did Not Finish - Run 1 (2)

2	Messinger	Grant	2008	U12	SMK		DNF	* 15.51				15.62	15.19
64	Broughton	Noah	2006	U14	SMK		DNF	* 21.20				20.80	20.04

Did Not Start - Run 2 (6)

5	Farrow	Isla	2007	U12	SMK		DNS	DNS				DNS	DNS
12	Tu	Anya	2008	U12	SMK		DNS	DNS				DNS	DNS
18	Chute	Cameron	2008	U12	SMK		DNS	DNS				DNS	DNS
23	Harrison	Emma	2009	U10	SMK		DNS	DNS				DNS	DNS
61	Champion	Benjamin	2005	U14	SMK		DNS	DNS				DNS	DNS
71	Peacock	Sebastian	2003	U16	SMK		DNS	DNS				DNS	DNS

(DNS: Did Not Start, DNF: Did Not Finish, DSQ: Disqualified, NPS: Not Permitted to Start)

Age Group Fastest Times Positions Over The Internal Race Series Calculate The Age Group Positions.

Times are taken from Run 1 of each seaprate course, except where only one course used and then based on Run 1 and Run 2 only.

RECAP	1st RUN	2nd RUN	
Records:			52
Did Not Start:	6	6	12
NOT PERMITTED TO START:	0	0	0
Did Not Finish:	2	0	2
Disqualified:	0	0	0
Did Not Qualify for 2nd RUN:		0	0
At Finish:			44