



SMK Internal Race Series 2018-19

RACE 3 - Slalom

Fastest Time

(Fastest Run Taken From Runs 1 & 2 Only)



COMPETITION JURY

REFEREE Metheringham Stephen (GBR)

WEATHER

CONDITIONS SNOW Indoor
AIR TEMPERATURE Artificial Indoor Snow -4.0 °C

1st RUN

COURSESETTER Greener Glen (GBR)
FORERUNNERS

COURSE Snozone, Milton Keynes

START 37 m

DROP 37 m

LENGTH 158 m

HOMOLOGATION 0012/06/18

GATES

STARTING TIME 19:35

2nd RUN

Greener Glen (GBR)

Snozone, Milton Keynes

37 m

37 m

158 m

0012/06/18

19:35

F = 0

Number of competitors: 49, Number of NSA: 1

Rank	Bib	Last Name	First Name	Year	Category	Club	Nation	Run 1	Run 2	Run 3	Run 4	Run 5	Time	Gap
------	-----	-----------	------------	------	----------	------	--------	-------	-------	-------	-------	-------	------	-----

Stubbies Race - Girls U12 and Below

1	145	Tutt	Holly	2007	U12	SMK		17.20	* 16.72	16.32	16.13		16.72	
2	146	Magnani	Emily	2009	U10	SMK		17.30	* 16.85	16.66			16.85	0.13
3	144	Murray	Catherine	2008	U12	SMK		* 18.86	19.31	17.99		18.60	18.86	2.14
4	151	Robertshaw	Jasmine	2007	U12	SMK		DSQ	* 19.74	20.56			19.74	3.02
5	154	Murray	Abigail	2011	U8	SMK		28.01	* 27.41	27.62			27.41	10.69
6	148	Harrison	Emma	2009	U10	SMK		29.38	* 28.73	27.97			28.73	12.01
7	143	Adams	Bethany	2011	U8	SMK		28.97	* 28.75	27.29			28.75	12.03




Stubbies Race - Boys U12 and Below

1	150	Messinger	Grant	2008	U12	SMK		16.37	* 16.32	16.20			16.32	
2	158	Orzel	Adam	2008	U12	SMK		16.54	* 16.49	DNF			16.49	0.17
3	155	Tibbatts	William	2008	U12	SMK		25.34	* 19.17	19.10			19.17	2.85
4	153	Adkins	Harrison	2009	U10	SMK		19.63	* 19.24	18.36			19.24	2.92
5	156	Bush	Noah	2008	U12	SMK		29.07	* 19.43	17.41			19.43	3.11
6	157	Harrison	Alexander	2007	U12	SMK		* 20.11	21.37	20.19			20.11	3.79
7	142	Gibson	Alexander	2010	U10	SMK		25.77	* 23.32	23.60			23.32	7.00
8	141	Barnes	Jake	2010	U10	SMK		* 24.01	24.05				24.01	7.69
9	149	Adkins	Jenson	2012	U8	SMK		26.67	* 25.05	31.39			25.05	8.73
10	147	Bush	Seth	2010	U10	SMK		26.55	* 25.29	24.66			25.29	8.97
11	152	Garley	Noah	2011	U8	SMK		48.56	* 31.22	31.61			31.22	14.90

Gates Race - Females U14 and Above

1	208	Trust	Emma	2004	U16	SMK		16.10	* 16.00	16.07	15.92	15.70	16.00	
2	189	Gladin	Amber	2004	U16	SMK		16.78	* 16.41	16.20	16.11		16.41	0.41
3	184	Orzel	Emilia	2006	U14	SMK		17.05	* 16.49	16.03	15.91	DSQ	16.49	0.49
4	201	Arlott	Holly	2005	U14	SMK		* 16.88	17.02	16.86	17.32	16.84	16.88	0.88

SMK Internal Race Series 2018-19
RACE 3 - Slalom
Fastest Time
(Fastest Run Taken From Runs 1 & 2 Only)

Rank	Bib	Last Name	First Name	Year	Category	Club	Nation	Run 1	Run 2	Run 3	Run 4	Run 5	Time	Gap
5	185	Burton	Evie	2005	U14	SMK		18.22	* 17.46	17.30	17.19	18.04	17.46	1.46
6	196	Wilde	Emily	2002	U18/U21/Adult	SMK		* 17.75	DSQ	17.93			17.75	1.75
7	194	Kerbyson	Suzanne	1967	U18/U21/Adult	SMK		* 23.28	23.36	DNF			23.28	7.28

Gates Race - Males U14 and Above

1	195	Metheringham	Zachary	2004	U16	SMK		14.65	* 14.64	14.59	14.36	14.38	14.64	
2	200	Duff	Matthew	2003	U16	SMK		* 15.00	15.14	15.06	14.74	14.97	15.00	0.36
3	205	Rolfe	Joshua	2002	U18/U21/Adult	SMK		15.22	* 15.11	15.31	15.02	15.19	15.11	0.47
4	193	Hudson	Angus	2001	U18/U21/Adult	SMK		* 15.21	DNF	DSQ	DSQ	DNF	15.21	0.57
5	191	Bush	Jacob	2005	U14	SMK		15.90	* 15.52	15.69	15.60		15.52	0.88
6	198	Dunn	Sam	2006	U14	SMK		17.59	* 15.66	15.86	17.44	16.17	15.66	1.02
7	209	Gibb	Jim	1961	U18/U21/Adult	SMK		16.00	* 15.73	15.88	15.88	15.62	15.73	1.09
8	206	Fuller	Joshua	2003	U16	SMK		* 15.79	15.92	15.12	15.88	DNF	15.79	1.15
9	182	Wright	Aaron	2002	U18/U21/Adult	SMK		DSQ	* 16.51	DSQ	16.59	15.35	16.51	1.87
10	183	Garley	Sam	2004	U16	SMK		16.76	* 16.59	16.30	16.77	16.32	16.59	1.95
11	188	Champion	Benjamin	2005	U14	SMK		* 16.64	16.64	16.11	16.11	16.53	16.64	2.00
12	202	Bush	Toby	2006	U14	SMK		* 17.15	17.35	16.98		16.79	17.15	2.51
13	197	Robertshaw	Gavin	1975	U18/U21/Adult	SMK		17.42	* 17.39	17.04	17.19	16.89	17.39	2.75
14	204	Walton	Jack	2001	U18/U21/Adult	SMK		17.90	* 17.78	17.38	17.57	DNF	17.78	3.14
15	203	Lovell	Marcus	2001	U18/U21/Adult	SMK		19.53	* 18.09	17.71	17.58	17.41	18.09	3.45
16	207	Whitnell-Monk	Indio	2006	U14	SMK		19.65	* 18.83	18.99	18.77	18.83	18.83	4.19
17	190	Peacock	Sebastian	2003	U16	SMK		* 19.13	20.11	18.75	18.07	18.03	19.13	4.49
18	186	Podkowinski	Krzysztof	1963	U18/U21/Adult	SMK		19.99	* 19.40	19.60	18.84	DNF	19.40	4.76
19	211	McCarthy	Mitchell	2005	U14	SMK		20.09	* 19.47	19.17	18.77	18.70	19.47	4.83
20	210	Broughton	Noah	2006	U14	SMK		19.79	* 19.56	19.69	19.88	18.87	19.56	4.92
21	199	Bates	Harry	2006	U14	SMK		* 20.41	20.50				20.41	5.77
22	181	McCulloch	James	2005	U14	SMK		21.38	* 20.71	21.31	21.41	20.19	20.71	6.07

Not classified

Did Not Start - Run 1 (1)

187	Mills	Emily	2001	U18/U21/Adult	SMK		DNS	DNS	DNS	DNS				
-----	-------	-------	------	---------------	-----	---	-----	-----	-----	-----	--	--	--	--

Did Not Finish - Run 1 (1)

192	Towers	Nicholas	1988	U18/U21/Adult	SMK		DNF	DSQ	17.38	16.35	15.99			
-----	--------	----------	------	---------------	-----	---	-----	-----	-------	-------	-------	--	--	--

Disqualified - Run 1 (2)

151	Robertshaw	Jasmine	2007	U12	SMK		DSQ	* 19.74	20.56					
182	Wright	Aaron	2002	U18/U21/Adult	SMK		DSQ	* 16.51	DSQ	16.59	15.35			

Did Not Start - Run 2 (1)

187	Mills	Emily	2001	U18/U21/Adult	SMK		DNS	DNS	DNS	DNS				
-----	-------	-------	------	---------------	-----	---	-----	-----	-----	-----	--	--	--	--

Did Not Finish - Run 2 (1)

193	Hudson	Angus	2001	U18/U21/Adult	SMK		* 15.21	DNF	DSQ	DSQ	DNF			
-----	--------	-------	------	---------------	-----	---	---------	-----	-----	-----	-----	--	--	--

SMK Internal Race Series 2018-19
RACE 3 - Slalom
Fastest Time
(Fastest Run Taken From Runs 1 & 2 Only)

Rank	Bib	Last Name	First Name	Year	Category	Club	Nation	Run 1	Run 2	Run 3	Run 4	Run 5	Time	Gap
------	-----	-----------	------------	------	----------	------	--------	-------	-------	-------	-------	-------	------	-----

Disqualified - Run 2 (2)

192	Towers	Nicholas	1988	U18/U21/Adult	SMK			DNF	DSQ	17.38	16.35	15.99		
196	Wilde	Emily	2002	U18/U21/Adult	SMK			* 17.75	DSQ	17.93				

(DNS: Did Not Start, DNF: Did Not Finish, DSQ: Disqualified, NPS: Not Permitted to Start)

Fastest Times Positions Over The Internal Race Series Calculate The Girls & Boys Stubbies And Female and Male Gates Trophies

Times are taken from Run 1 of each seaprte course, except where only one course used and then based on Run 1 and Run 2 only.

RECAP	1st RUN	2nd RUN	
Records:			49
Did Not Start:	1	1	2
NOT PERMITTED TO START:	0	0	0
Did Not Finish:	1	1	2
Disqualified:	2	2	4
Did Not Qualify for 2nd RUN:		0	0
At Finish:			47