



# SMK Internal Race Series 2018-19



## RACE 3 - Slalom

### RESULTS - AGE GROUP

(Combined Times From Runs 1 & 2 Only)

#### COMPETITION JURY

REFEREE Metheringham Stephen (GBR)

#### WEATHER

CONDITIONS SNOW Artificial Indoor Snow  
AIR TEMPERATURE -4.0 °C

#### 1st RUN

COURSESETTER Greener Glen (GBR)

FORERUNNERS

COURSE Snozone, Milton Keynes

START 37 m

DROP 37 m

LENGTH 158 m

HOMOLOGATION 0012/06/18

GATES

STARTING TIME 19:35

#### 2nd RUN

Greener Glen (GBR)

Snozone, Milton Keynes

37 m

37 m

158 m

0012/06/18

19:35

F = 0

Number of competitors: 49, Number of NSA: 1

Rank	Bib	Last Name	First Name	Year	Category	Club	Nation	Run 1	Run 2	Time	Gap	Run 3	Run 4	Run 5
------	-----	-----------	------------	------	----------	------	--------	-------	-------	------	-----	-------	-------	-------

#### === Girls - U8 ===

1	154	Murray	Abigail	2011	U8	SMK		* 28.01	* 27.41	<b>55.42</b>		27.62		
2	143	Adams	Bethany	2011	U8	SMK		* 28.97	* 28.75	<b>57.72</b>	2.30	27.29		

#### === Girls - U10 ===

1	146	Magnani	Emily	2009	U10	SMK		* 17.30	* 16.85	<b>34.15</b>		16.66		
2	148	Harrison	Emma	2009	U10	SMK		* 29.38	* 28.73	<b>58.11</b>	23.96	27.97		

#### === Girls - U12 ===

1	145	Tutt	Holly	2007	U12	SMK		* 17.20	* 16.72	<b>33.92</b>		16.32	16.13	
2	144	Murray	Catherine	2008	U12	SMK		* 18.86	* 19.31	<b>38.17</b>	4.25	17.99		18.60

#### === Boys - U8 ===

1	149	Adkins	Jenson	2012	U8	SMK		* 26.67	* 25.05	<b>51.72</b>		31.39		
2	152	Garley	Noah	2011	U8	SMK		* 48.56	* 31.22	<b>1:19.78</b>	28.06	31.61		

#### === Boys - U10 ===

1	153	Adkins	Harrison	2009	U10	SMK		* 19.63	* 19.24	<b>38.87</b>		18.36		
2	141	Barnes	Jake	2010	U10	SMK		* 24.01	* 24.05	<b>48.06</b>	9.19			
3	142	Gibson	Alexander	2010	U10	SMK		* 25.77	* 23.32	<b>49.09</b>	10.22	23.60		
4	147	Bush	Seth	2010	U10	SMK		* 26.55	* 25.29	<b>51.84</b>	12.97	24.66		




**SMK Internal Race Series 2018-19**  
**RACE 3 - Slalom**  
**RESULTS - AGE GROUP**  
**(Combined Times From Runs 1 & 2 Only)**

Rank	Bib	Last Name	First Name	Year	Category	Club	Nation	Run 1	Run 2	Time	Gap	Run 3	Run 4	Run 5
------	-----	-----------	------------	------	----------	------	--------	-------	-------	------	-----	-------	-------	-------



**=== Boys - U12 ===**

1	150	Messinger	Grant	2008	U12	SMK		* 16.37	* 16.32	<b>32.69</b>		16.20		
2	158	Orzel	Adam	2008	U12	SMK		* 16.54	* 16.49	<b>33.03</b>	0.34	DNF		
3	157	Harrison	Alexander	2007	U12	SMK		* 20.11	* 21.37	<b>41.48</b>	8.79	20.19		
4	155	Tibbatts	William	2008	U12	SMK		* 25.34	* 19.17	<b>44.51</b>	11.82	19.10		
5	156	Bush	Noah	2008	U12	SMK		* 29.07	* 19.43	<b>48.50</b>	15.81	17.41		


**=== Female - U14 ===**

1	184	Orzel	Emilia	2006	U14	SMK		* 17.05	* 16.49	<b>33.54</b>		16.03	15.91	DSQ
2	201	Arlott	Holly	2005	U14	SMK		* 16.88	* 17.02	<b>33.90</b>	0.36	16.86	17.32	16.84
3	185	Burton	Evie	2005	U14	SMK		* 18.22	* 17.46	<b>35.68</b>	2.14	17.30	17.19	18.04



**=== Female - U16 ===**

1	208	Trust	Emma	2004	U16	SMK		* 16.10	* 16.00	<b>32.10</b>		16.07	15.92	15.70
2	189	Gladin	Amber	2004	U16	SMK		* 16.78	* 16.41	<b>33.19</b>	1.09	16.20	16.11	

**=== Female - U18/U21/Adult ===**

1	194	Kerbyson	Suzanne	1967	U18/U21/Adult	SMK		* 23.28	* 23.36	<b>46.64</b>		DNF		
---	-----	----------	---------	------	---------------	-----	---	---------	---------	--------------	--	-----	--	--







**=== Male - U14 ===**

1	191	Bush	Jacob	2005	U14	SMK		* 15.90	* 15.52	<b>31.42</b>		15.69	15.60	
2	198	Dunn	Sam	2006	U14	SMK		* 17.59	* 15.66	<b>33.25</b>	1.83	15.86	17.44	16.17
3	188	Champion	Benjamin	2005	U14	SMK		* 16.64	* 16.64	<b>33.28</b>	1.86	16.11	16.11	16.53
4	202	Bush	Toby	2006	U14	SMK		* 17.15	* 17.35	<b>34.50</b>	3.08	16.98		16.79
5	207	Whitnell-Monk	Indio	2006	U14	SMK		* 19.65	* 18.83	<b>38.48</b>	7.06	18.99	18.77	18.83
6	210	Broughton	Noah	2006	U14	SMK		* 19.79	* 19.56	<b>39.35</b>	7.93	19.69	19.88	18.87
7	211	McCarthy	Mitchell	2005	U14	SMK		* 20.09	* 19.47	<b>39.56</b>	8.14	19.17	18.77	18.70
8	199	Bates	Harry	2006	U14	SMK		* 20.41	* 20.50	<b>40.91</b>	9.49			
9	181	McCulloch	James	2005	U14	SMK		* 21.38	* 20.71	<b>42.09</b>	10.67	21.31	21.41	20.19

**=== Male - U16 ===**


1	195	Metheringham	Zachary	2004	U16	SMK		* 14.65	* 14.64	<b>29.29</b>		14.59	14.36	14.38
2	200	Duff	Matthew	2003	U16	SMK		* 15.00	* 15.14	<b>30.14</b>	0.85	15.06	14.74	14.97
3	206	Fuller	Joshua	2003	U16	SMK		* 15.79	* 15.92	<b>31.71</b>	2.42	15.12	15.88	DNF
4	183	Garley	Sam	2004	U16	SMK		* 16.76	* 16.59	<b>33.35</b>	4.06	16.30	16.77	16.32
5	190	Peacock	Sebastian	2003	U16	SMK		* 19.13	* 20.11	<b>39.24</b>	9.95	18.75	18.07	18.03

**SMK Internal Race Series 2018-19**  
**RACE 3 - Slalom**  
**RESULTS - AGE GROUP**  
**(Combined Times From Runs 1 & 2 Only)**


Rank	Bib	Last Name	First Name	Year	Category	Club	Nation	Run 1	Run 2	Time	Gap	Run 3	Run 4	Run 5
<b>=== Male - U18/U21/Adult ===</b>														
1	205	Rolfe	Joshua	2002	U18/U21/Adult	SMK		* 15.22	* 15.11	<b>30.33</b>		15.31	15.02	15.19
2	209	Gibb	Jim	1961	U18/U21/Adult	SMK		* 16.00	* 15.73	<b>31.73</b>	1.40	15.88	15.88	15.62
3	197	Robertshaw	Gavin	1975	U18/U21/Adult	SMK		* 17.42	* 17.39	<b>34.81</b>	4.48	17.04	17.19	16.89
4	204	Walton	Jack	2001	U18/U21/Adult	SMK		* 17.90	* 17.78	<b>35.68</b>	5.35	17.38	17.57	DNF
5	203	Lovell	Marcus	2001	U18/U21/Adult	SMK		* 19.53	* 18.09	<b>37.62</b>	7.29	17.71	17.58	17.41
6	186	Podkowinski	Krzysztof	1963	U18/U21/Adult	SMK		* 19.99	* 19.40	<b>39.39</b>	9.06	19.60	18.84	DNF

**Not classified**

**Did Not Start - Run 1 (1)**

187	Mills	Emily	2001	U18/U21/Adult	SMK		DNF	DNF				DNF	DNF	
-----	-------	-------	------	---------------	-----	---	-----	-----	--	--	--	-----	-----	--


**Did Not Finish - Run 1 (1)**

192	Towers	Nicholas	1988	U18/U21/Adult	SMK		DNF	DSQ				17.38	16.35	15.99
-----	--------	----------	------	---------------	-----	---	-----	-----	--	--	--	-------	-------	-------


**Disqualified - Run 1 (2)**

151	Robertshaw	Jasmine	2007	U12	SMK		DSQ	* 19.74				20.56		
182	Wright	Aaron	2002	U18/U21/Adult	SMK		DSQ	* 16.51				DSQ	16.59	15.35



**Did Not Start - Run 2 (1)**

187	Mills	Emily	2001	U18/U21/Adult	SMK		DNF	DNF				DNF	DNF	
-----	-------	-------	------	---------------	-----	---	-----	-----	--	--	--	-----	-----	--

**Did Not Finish - Run 2 (1)**

193	Hudson	Angus	2001	U18/U21/Adult	SMK		* 15.21	DNF				DSQ	DSQ	DNF
-----	--------	-------	------	---------------	-----	---	---------	-----	--	--	--	-----	-----	-----

**Disqualified - Run 2 (2)**

192	Towers	Nicholas	1988	U18/U21/Adult	SMK		DNF	DSQ				17.38	16.35	15.99
196	Wilde	Emily	2002	U18/U21/Adult	SMK		* 17.75	DSQ				17.93		

(DNS: Did Not Start, DNF: Did Not Finish, DSQ: Disqualified, NPS: Not Permitted to Start)

**Age Group Results based on combined times from the first run on each new course, where only 1 course set then combined times from Run1 and Run 2 to count.**

RECAP	1st RUN	2nd RUN	
Records:			49
Did Not Start:	1	1	2
NOT PERMITTED TO START:	0	0	0
Did Not Finish:	1	1	2
Disqualified:	2	2	4
Did Not Qualify for 2nd RUN:		0	0
At Finish:			43